

Landon & Co.



HUGO&BORG COLLECTION

THE DIFFERENCE IS IN THE DETAILS



Choose Your Drawer Box

Solid Wood Drawer Box



Metal Drawer Box



- 1** 5/8-inch side gables for superior strength & durability.
- 2** Sturdy slimline metal drawer boxes with full-extension undermount slides hold up to 75 lbs. Solid wood dovetail option available.
- 3** Water- and stain-resistant melamine interior cabinet boxes.
- 4** 3/4-inch full-depth shelves for heavier storage capacity.
- 5** Designer linen pattern interior.
- 6** Frameless full-access construction eliminates the face frame around cabinet boxes for a modern look & additional storage space.
- 7** Easy-to-install adjustable tool-free press-in hinges. Soft-closing hinges & slides.
- 8** Pre-installed adjustable legs provide easy levelling on uneven floors and minimize water damage.

A BRAND YOU CAN TRUST



QUICK SHIP



SCRATCH & MOISTURE-RESISTANT



LIMITED LIFETIME WARRANTY



INCREDIBLE VALUE



NO TOOLS NEEDED



30+ YEARS CANADIAN-OWNED


Free Expert Design

Design your ideal kitchen with our dedicated customer service team. If you're unsure about measurements or can't visit the showroom, we're here to help. Book your free consultation today!

 1 833 283 2877  info@hugoandborg.ca








RIVIERA

Bright White

Elevate your space with the timeless appeal of Riviera shaker-inspired cabinets. Designed to fit seamlessly into both modern and transitional interiors. The bright white colour offers a fresh, timeless look that complements any décor.







LORETTE

Midnight Blue

Transform your space with the striking elegance of our Lorette shaker-inspired cabinets. Perfectly suited for both modern and transitional interiors. The fashion-forward midnight blue colour adds a bold yet neutral touch, making it a versatile choice for any décor.







JOLIE

Warm White

Experience the timeless elegance of our Jolie wide-rail shaker cabinets, featuring a classic warm white finish that complements any décor.







BEAUMONT

Slate Grey

Transform your space with the striking elegance of our Beaumont wide-rail shaker style. The bold slate grey colour creates a rich backdrop.







ROSEMONT

Bright White

Enhance your home with the transitional beauty of Rosemont 5-piece shaker cabinets. The bright white colour offers a fresh, timeless appeal that effortlessly complements any décor.







CHARLESBERG

Light Grey

Transform your home with the transitional beauty of our Charlesberg 5-piece shaker cabinets. The soft light grey colour adds a touch of sophistication, creating a calming atmosphere in any space.







BELCOURT

Light Grey

Elevate your space with the refined charm of our Belcourt shaker-inspired cabinets. Featuring a beautiful routed detail, this profile pairs seamlessly with transitional interiors.








SAVANE

Burnt Walnut

Transform your home with the contemporary charm of Savane slab-style cabinets. Savane's textured woodgrain melamine captures the warmth and beauty of natural wood, while the rich burnt walnut colour adds depth and sophistication to any space.







LASALLE

Bright White

Elevate your space with the sleek, modern design of Lasalle slab-style cabinets. The bright white colour offers a fresh, timeless appeal, while the smooth finish is easy to wipe clean, making Lasalle the perfect choice for a contemporary look that doesn't compromise on practicality.



COMPLETE THE LOOK & ENHANCE YOUR SPACE

Add smart storage solutions that keep your items off the counter, organized, and stylish. Top things off with our chic colour-matched panels, mouldings, and trims for the perfect finishing touch.



GLASS DOORS
& GLASS SHELVES



PREMIUM LAZY SUSAN



LAZY SUSAN



DESIGNER LINEN INTERIOR



PULL-OUT RECYCLING/
TRASH BINS



HIDDEN DRAWERS /
ROLL-OUT TRAYS



LIGHT VALANCES



CUTLERY TRAYS



COVER PANELS



HIDDEN DRAWERS



LEMANS PREMIUM
CORNER PULL-OUT



UNDER SINK MAT



MAGIC CORNER PULL-OUT



SPICE RACK PULL-OUT



BASE MOULDINGS



FLOATING SHELVES



CROWN MOULDINGS

COMING SOON...

5 New Styles for 2025

We are proud to unveil five refined new door styles arriving in early 2025. Each design is thoughtfully crafted to enhance your space and inspire a sense of creativity. Stay tuned for the reveal, and prepare to elevate your home to new heights.



CONCORD



CHAPEL HILL



DURHAM



WINSTON



RALEIGH

AVAILABLE NOW!

Our New Pro Collection



ALL-PLYWOOD CONSTRUCTION



SOFT-CLOSE EVERYTHING



SOLID WOOD DOVETAIL DRAWERS
AND FACE FRAME



QUICK SHIP



LIGHTNING-FAST ASSEMBLY



PREMIUM-PAINTED FINISHES



PURE WHITE

Glendale



WHISPER GREY

Jasper

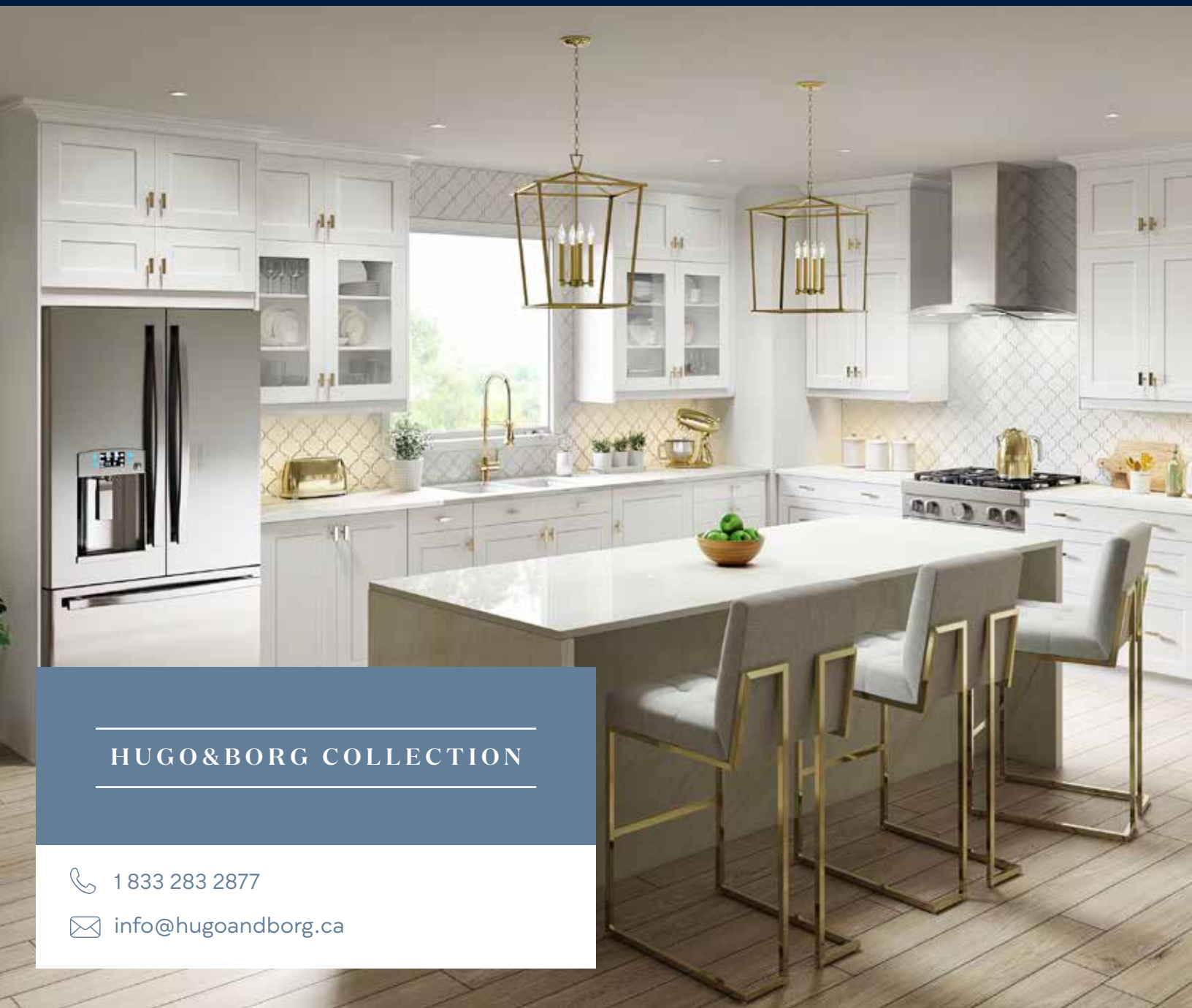
Features & Benefits



- 1 All-plywood construction. Quick assembly, 50% faster than leading competition.
- 2 Solid wood frame.
- 3 Solid wood dovetail drawers with full-extension soft-close undermount slides. 75 lb. weight capacity.
- 4 Soft-close 6-way adjustable hinges.
- 5 Classic shaker door. Available in white and grey painted finishes.
- 6 Clear-coated veneer wood interior.
- 7 3/4-inch full-depth shelves for heavier storage capacity.



Landon & Co.



HUGO&BORG COLLECTION

📞 1 833 283 2877

✉ info@hugoandborg.ca