

RONA

THE RIGHT FLOOR
for the right space




In partnership with: **MONO SERRA**

BATHROOM




KITCHEN



BASEMENT



LIVING ROOM



GARAGE



DESIGN TIP

Installing a Backsplash

above your vanity make your bathroom wall waterproof and easier to clean.

DESIGN TIP

Textured Tiles help keep bathroom floors from getting slippery when wet.

BATHROOM

CONSIDERATION FOR BATHROOM FLOORS

Bathroom floors need to be water and moisture resistant. Some materials are particularly suitable for this purpose.

VINYL comes in a multitude of patterns, colours, and textures. Vinyl planks are inexpensive and easy to install with a click system. It's exactly like installing laminate flooring. They can be easily cut to shape and require very little maintenance.

OUR TOP PICKS:




EASY TO CLEAN AND MAINTAIN

4.5-mm «Country» Grey Vinyl Flooring with a 1-mm Underlayment
71415342/41



EASY TO CLEAN AND MAINTAIN

12" x 24" 5-mm «Carrara» Vinyl Tiles
71415344/43



STONE

See our selection on rona.ca

CERAMIC TILES are versatile and hard-wearing; they are stain-resistant, withstand bumps and scratches, and repel water and moisture. Tiles can be arranged in many different ways to create beautiful and stylish effects. Be careful not to choose tiles with very smooth or glossy finishes, which will become slippery and hazardous when wet.

OUR TOP PICK for Floor Tiles:



CLEAN AND MINIMALIST

12" x 24" Marble White Porcelain Tiles
84665943



WOOD LOOK

7" x 24" «Legend» Grey Beige Porcelain Tiles
71415331/32



OUR TOP PICK for Wall Tiles:



NEW AND MODERN

4" x 12" «New York» Glossy Grey Porcelain Tiles
84666105/01




INSTALLATION TIP



We have an extended selection of waterproof membranes and niches to design the perfect shower and water zones. They allow for your tiles to be sealed from underneath.

A must-have for optimal installation.

Schluter Systems 3" x 16.5" Waterproofing Membrane
32055029





DESIGN TIP

For a family home, vinyl planks flooring is an ideal choice. So you have the warmth and the cozy atmosphere of real wood with the advantages of water-resistant flooring.

INSTALLATION TIP

All Floating flooring such as laminate, wood and vinyl, are better be installed with an underlay. It protects against moisture and is a great sound barrier. Some underlay can also correct small subfloor irregularities.

KITCHEN

CONSIDERATION FOR KITCHEN FLOORS

Spilled food, high heels, toys on wheels, knocks, scrapes, and scuffs: the kitchen floor is certainly put to the test! All the more reason to choose a tough, easy-to-clean, and comfortable floor covering.

Avoid surfaces that are too smooth; they become slippery and dangerous as soon as a few drops of water are spilled. When you choose a backsplash, think about a tough and easy to clean material like **CERAMIC OR QUARTZ**.

VINYL comes in a multitude of colours and textures, some with designs even replicating ceramic and wood. It is inexpensive and easy to install, can be easily cut to shape, and requires minimum maintenance.

STONE is particularly tough and elegant and, once sealed, repels stains. In the kitchen, pale slate and granite can be particularly successful.

OUR TOP PICKS:



CONCRETE TILES LOOK

12" x 24" 5-mm Light Grey Vinyl Tiles
71415343/44



WOOD LOOK

4-mm Grey Vinyl Flooring
84665885/6002

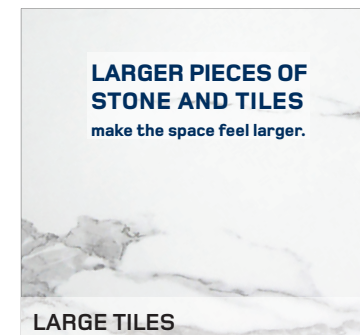


STONE

See our selection on **rona.ca**


CERAMIC TILES win top marks for being versatile and hard wearing. Available in as many colours and designs as you can imagine, ceramic tiles always outlast the trends.

OUR TOP PICKS Floor Tiles:



LARGE TILES

24" x 24" White Porcelain Tiles 84666025




WOOD LOOK

7" x 24" "Legend" Grey Beige Porcelain Tiles
71415332/31



GLOSSY WHITE

4" x 16" White Ceramic Wall Tiles 1031993



MARBLE LOOK

12" x 24" "Nero" Wall and Floor Black Porcelain Tiles 71415333

LAMINATE is almost indistinguishable from solid wood. It needs no special maintenance or waxing. It is an excellent compromise for those wanting to give a warm feel to the kitchen, at a more reasonable price. You can add a waterproof area rug for the parts that are sensitive to water.

OUR TOP PICKS:



WATER-RESISTANT

12-mm Grey Laminate Flooring
84666057/58/59



25-YEAR WARRANTY

12-mm Grey/Brown Laminate Flooring
71415355/54



RUSTIC FEEL

10-mm Grey Laminate Flooring
84666039



More selection on **rona.ca**




DESIGN TIP

If you have an open-space basement, you can choose different wall colours and flooring materials to define the spaces in your basement. There are materials on the market that are specially designed to stop damp rising through a concrete floor slab.

DESIGN TIP

For your gym, think about adding rubber tiles for more comfort and practicality.



BASEMENT

CONSIDERATION FOR BASEMENT FLOORS

Your basement's characteristics will not only influence architectural decisions, but they are also a key element when it comes to choosing flooring. Factors such as increased humidity, cooler temperatures compared to the rest of the house, and limited light all need to be taken into consideration. It would be wise to lay a subfloor over concrete. There are new, easy-to-install materials on the market that are specially designed to stop damp rising through a concrete floor slab.


VINYL is easy to maintain and available in a wide range of patterns. Vinyl lasts about ten years and is good for guest rooms, offices, and playrooms. It can be laid directly onto concrete and often comes with an attached underlayment. A washable vinyl covering is a smart choice if you have children.

OUR TOP PICKS:



25-YEAR WARRANTY

3.5-mm Grey
Vinyl Flooring
84666026/27



REALISTIC WOOD GRAIN

4.2-mm Beige
Vinyl Flooring
84666002/5885



MODERNE MATTE FINISH

3.5-mm Brun "Motana"
Brown Vinyl Flooring
84666154

LAMINATE can withstand wear and tear like any other material; it also has the same aesthetic appeal and warmth as real wood. It's easy to install; simply follow the manufacturer's instructions. This makes it especially suited to basement use, but do not use it without underlayment such as a moisture or vapour barrier.

OUR TOP PICKS:



WARM COLOUR

12-mm Brown
Laminate Flooring
71415340/39



WATER-RESISTANT

12-mm Dark Brown
Laminate Flooring
84666058/57/59



LOW GLOSS

12-mm Brown
Laminate Flooring
84666033

INSTALLATION TIP ?

For concrete surfaces, use a polyethylene moisture or vapour barrier sheet as underlayment.

Mono Serra 200 sq.ft.
Premium 1.5 mms
Flooring Underlayment
84666069



INSTALLATION TIP

Extra planks or tiles are a must-have in case of accidental breakage during a DIY floor installation.

Keeping additional planks or tiles for future repairs is also recommended. A handy rule of thumb is to purchase 10% more planks or tiles than the DIY project needs.

LIVING ROOM

CONSIDERATION FOR LIVING AREA FLOORS

There are several good flooring materials for living areas. The following recommendations apply to all common living areas like the living room, bedroom, office and hallways.

EVERY OPTION IS A GREAT CHOICE FOR DIFFERENT REASONS:

CARPET is warm and comfortable. It also makes it easier to sit and/or play on the floor and is a great option for a family room.

Choose a low-pile carpet to reduce dust accumulation. Keep in mind the disadvantages of carpet. It traps dirt and harbours allergens which, makes it inconvenient especially when owning a pet.

VINYL is a good insulator. It stays warm, is soft for sitting and walking on, and absorbs sound to make things quiet.

It is waterproof, low maintenance, and resistant to mould, making it a safe option for the entire family— even those with allergies— as you can lightly steam when you need it.

TILE AND STONE are easy to clean and available in a range of styles and designs. However, they will get chilly during the winter months. Area rugs can be used for more comfort and to reduce noise.

OUR TOP PICKS:




REALISTIC WOOD GRAIN

3.5-mm Beige Vinyl Flooring
84666026/27



CLEAN AND MINIMALIST

25-YEAR WARRANTY
4.5-mm Light Grey Vinyl Flooring with a 1-mm Underlayment
71415341/42




STONE LOOK

12" x 12" Grigio Ceramic Tiles
84666073

LAMINATE flooring can resemble wood, tile, or even stone. It is extremely durable, does not scratch, and is easy to clean. However, water will ruin it. Except for our brand new waterproof laminate. Aquastop 24 flooring offers 24-hour water spill protection to prevent moisture damage.

OUR TOP PICKS:



25-YEAR WARRANTY

12-mm Grey Laminate Flooring
71415354/55



REALISTIC WOOD GRAIN

12-mm Grey Laminate Flooring
71415339/40



VARIABLE PLANK LENGTH

3/4" x 3-1/4" Grey Brown Hardwood Flooring
71415346/47



OUR TOP PICK:



More selection on **rona.ca** 8


DESIGN TIP

Add 4" ceramic tiles

for a design finishing touch. You will increase your wall bottom durability by adding this ceramic moulding.



4" x 12" "New York"
Anthracite Ceramic Wall Tiles
33084476



GARAGE

CONSIDERATION FOR GARAGE FLOORS

First and foremost, a garage flooring must resist stains and tire marks and hide minor imperfections. Here are some suggestions to help you find a solution appropriate for your garage space needs. What's the main difference? Epoxy finishes have a multi-step application and are more durable than paint.

EPOXY FLOORING COATING is offered in a wide variety of finishes, colours, and flakes, epoxy can also be added in order to resemble other materials. Epoxy paint is durable, withstands aggressive chemicals, and is heavy traffic. Certain products come with stain-or slip-resistant properties. Epoxy finish is considered a more permanent material and can be touched up easily.

OUR TOP PICK:

3.55-L
Clear Floor
Coating
03305756



INSTALLATION TIP

You can use epoxy flooring coating on the concrete at the bottom of your garage walls and on the concrete stairs to protect against scratches, stain, and crumbling.

CONCRETE FLOORING STAIN

is durable, allows the concrete texture to remain visible, and adds a decorative touch. While the value of the home may not specifically go up, perhaps the look of the garage flooring could help to give the space a warmth and cleanliness that a simple poured concrete floor lacks. Concrete stain improves the aesthetics of the garage and is a cost-effective solution.

CONCRETE FLOORING PAINT

is the least expensive coating applicable for garage flooring. There are some disadvantages to choosing this solution. It is more suitable for underneath a workspace as opposed to underneath the look vehicles. The painted flooring needs to be repainted every year or two years.

OUR TOP PICK:

3.78 L
Grey Garage
Floor Protector
79245060



OUR TOP PICK:


3.78-L
Satin Finish Latex
Floor Paint
1025093



INSTALLATION TIP

While adding a design touch to the space, putting wall panels on your garage wall is also a good way to protect the wall against grease, stains, and moisture.

MURdesign
48" x 8'
Concrete
Effect Panel
48095058





GET IT INSTALLED



FLOORING AND CERAMIC

Tile Installation Services

At first glance, installing floor covering seems like a complex endeavour. But don't worry! Good planning will make the work far less daunting.

The first steps are to identify your needs, select the material, set a budget and contact a trustworthy professional.

Ceramic tile

Sit back and relax.

Let us install your new ceramic tile flooring.

We also install wall ceramic in all types of spaces.



Hardwood

floor add a sophisticated look to your home while increasing the value of your property.

Get it installed by our experts.



Vinyl planks and laminate

are great substitutes to hardwood, at a fraction of the cost.

Have it installed by our qualified professionals.



Carpet

Looking to replace your old carpet?

Don't wait any longer, let our professional installers do it for you!

